

## Conveyor Toaster

### Key Features

- Type: Electric
- Adjustable conveyor belt speed
- Separate simmerstat control to upper and lower heating elements
- One or two-sided toasting
- Internal cooling fan
- Supplied with crumb tray and toast guide



CT1

### Construction

- Body and crumb tray: stainless steel grade 430
- Conveyor belt: stainless steel grade 304

### Available Options

N/A

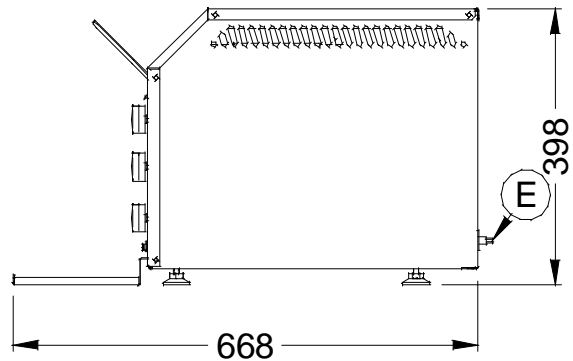
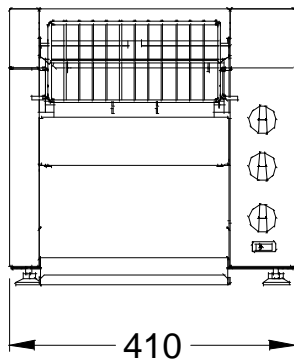
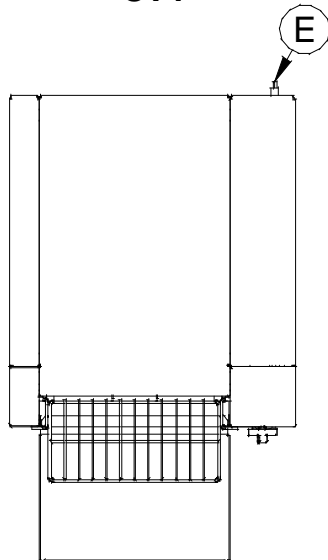
### Available Accessories

- CT1/CC Control panel cover

## Specifications

Model	CT1
External height (mm)	398
External width (mm)	410
External depth (mm)	668
Conveyor belt width (mm)	230
Net weight unpacked (kg)	21
Gross weight packed (kg)	25
Shipping volume (m <sup>3</sup> )	0.214
Electrical power rating (kW)	2.4
Electrical supply 1N~+E 230V 50-60Hz Current Rating (A)	10

CT1



Lincat Limited, Whisby Road,  
Lincoln LN6 3QZ,  
United Kingdom

UK Sales Tel: 01522 875500 UK Spares Tel: 01522 875510 UK General Tel: 01522 875555  
UK Fax: 01522 875530 International Sales Tel: +44 1522 503250 International Fax: +44 1522 875530  
Website: [www.lincat.co.uk](http://www.lincat.co.uk) UK Sales e-mail: [sales@lincat.co.uk](mailto:sales@lincat.co.uk) International Sales e-mail: [export@lincat.co.uk](mailto:export@lincat.co.uk)



Document ref:  
CT TOASTER  
Issue date: Oct-09